

# USDA CROP SUPPLY/DEMAND ESTIMATES

OCTOBER 2018




ADM Investor Services, Inc.

www.admis.com

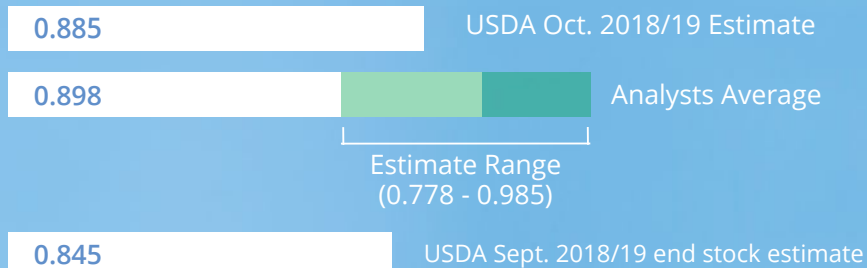
## 2018-2019 U.S. ENDING STOCKS



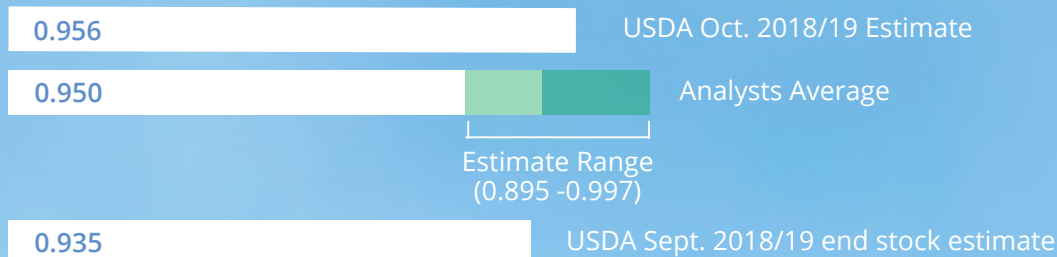
CORN



SOYBEANS



WHEAT



All figures are in billions of bushels

\*Note that bars are not drawn to scale

Source: USDA



Follow us on social media!

# USDA CROP SUPPLY/DEMAND ESTIMATES

OCTOBER 2018



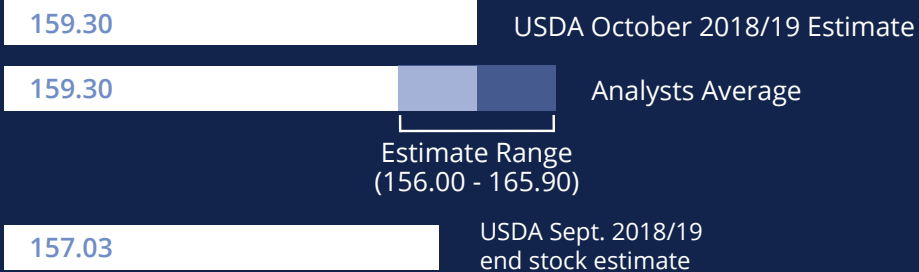
ADM Investor  
Services, Inc.

www.admis.com

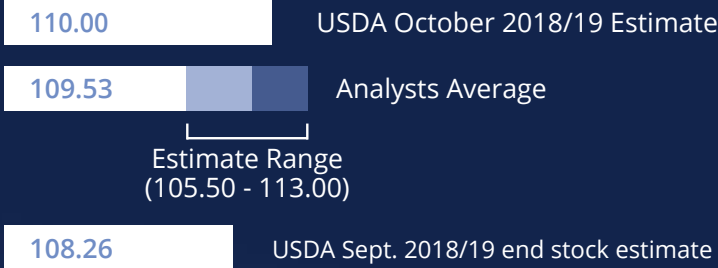
## 2018-2019 WORLD ENDING STOCKS



CORN



SOYBEANS



WHEAT



All figures are in MMT

\*Note that bars are not drawn to scale

Source: USDA



Follow us on social media!

# USDA CROP SUPPLY/DEMAND ESTIMATES

OCTOBER 2018



ADM Investor  
Services, Inc.

www.admis.com

## 2018-19 U.S. CORN AND SOYBEAN PRODUCTION



CORN

14.778 USDA Oct. 2018/19 Estimate

14.872 Analysts Average

14.827 USDA Sept. 2018-19



SOYBEANS

4.690 USDA Oct. 2018/19 Estimate

4.773 Analysts Average

4.693 USDA Sept. 2018-19

## 2018-19 U.S. CORN AND SOYBEAN YIELD



CORN

180.7 USDA Oct. 2018/19 Estimate

181.8 Analysts Average

181.3 USDA Sept. 2018-19



SOYBEANS

53.1 USDA Oct. 2018/19 Estimate

53.3 Analysts Average

52.8 USDA Sept. 2018-19

All figures are in billions of bushels

\*Note that bars are not drawn to scale

Source: USDA



Follow us on social media!