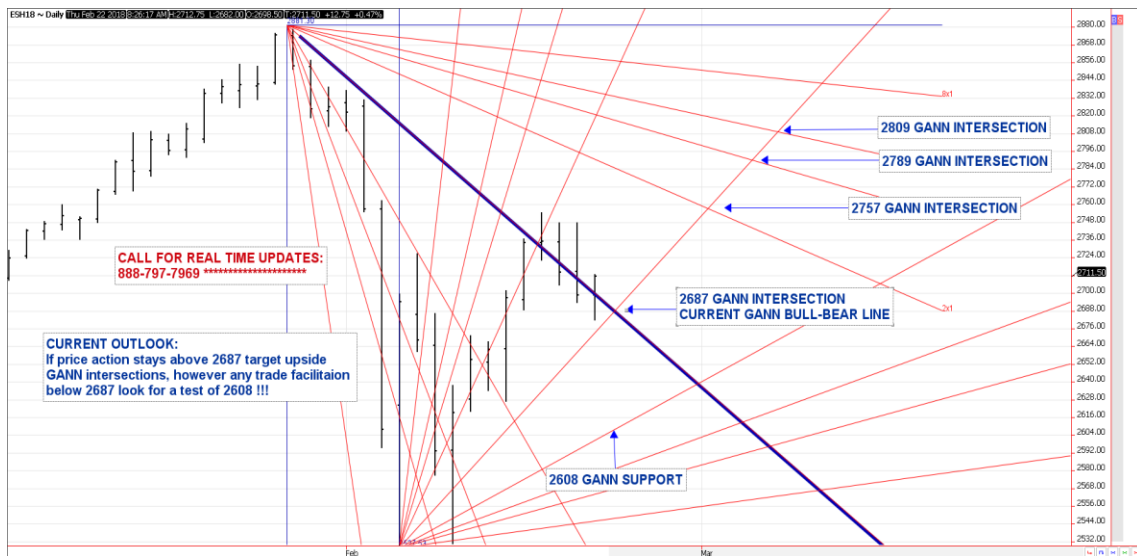


GANN ANALYSIS OF S&P 500, GOLD AND CORN FUTURES

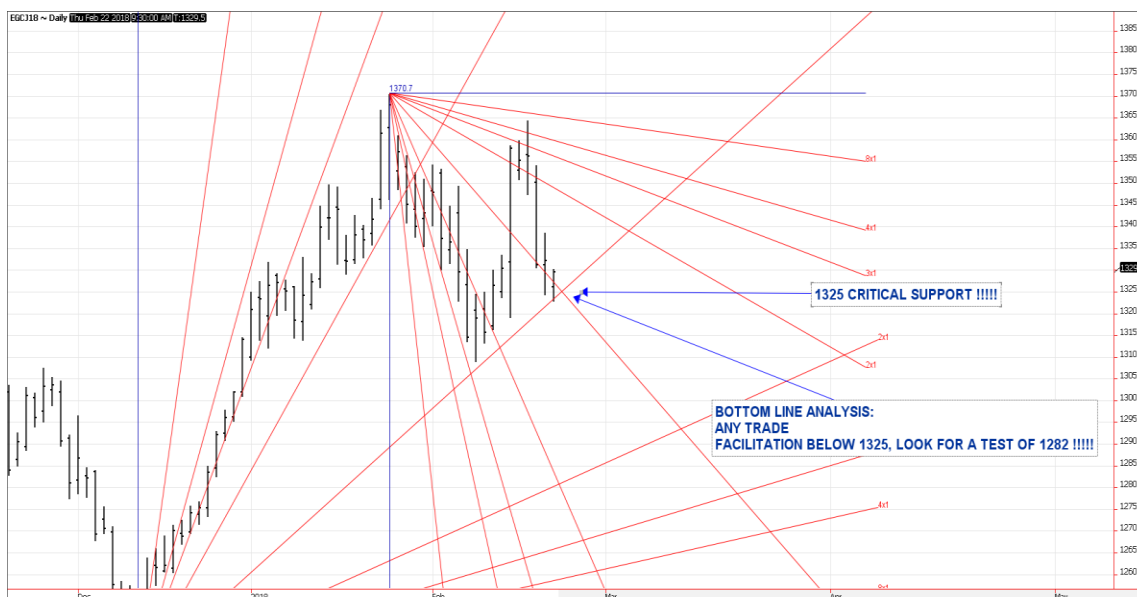
By Blake Robben (Feb 23)

I'm not much for fundamental fluff, price action trumps any and all fundamentals, so let's get right to charts and see what's next!!!

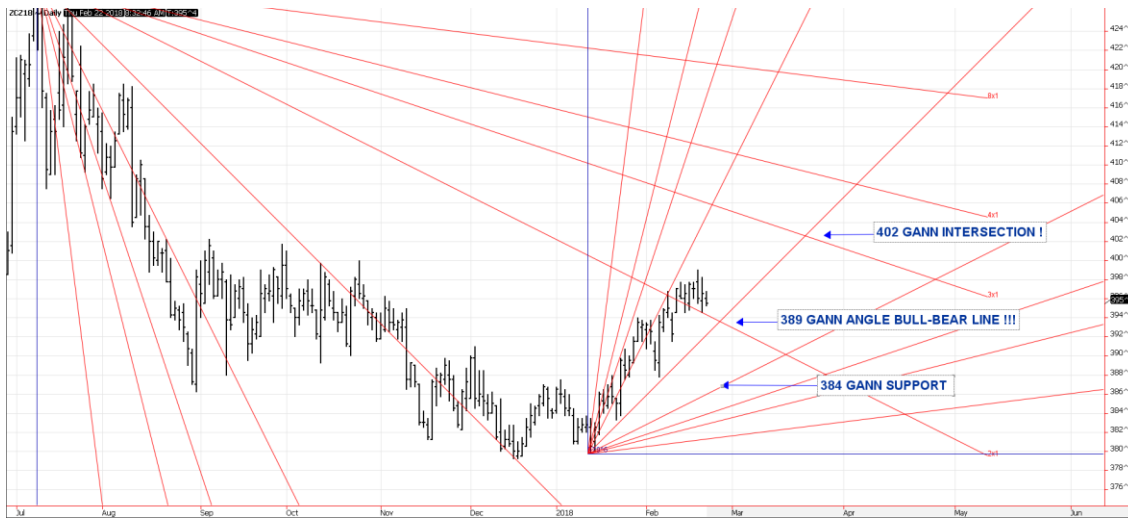
Daily March E-mini S&P 500



Daily April Gold



Daily December Corn



All charts provided by QST

Questions or comments about these markets, please contact me at blake.robben@archerfinancials.com. I look forward to hearing from you.

Would you like to open an account with us? Go to our interactive New Account application at [Open An Account](#). It is fast, saves on postage and it's green.

Blake Robben
Senior Market Strategist



141 West Jackson Blvd. Chicago, IL 60604
Chicago Board of Trade Building Suite 2100A
Toll Free: 888-797-7969
Office Direct: 312-242-7990
Office Hours: 7am to 3:30pm Central time

Futures and options trading involve significant risk of loss and may not be suitable for everyone. Therefore, carefully consider whether such trading is suitable for you in light of your financial condition. The risk of loss in trading futures and options can be substantial. Past results are not indicative of future results or performance. The views and opinions expressed in this letter are those of the author and do not reflect the views of ADM Investor Services, Inc. or its staff. Research analyst does not currently maintain positions in the commodities specified within this report. The information provided is designed to assist in your analysis and evaluation of the futures and options markets. However, any decisions you may make to buy, sell or hold a futures or options position on such research are entirely your own and not in any way deemed to be endorsed by or attributed to ADMIS. Copyright ADM Investor Services, Inc.