

USDA CROP SUPPLY/DEMAND ESTIMATES

SEPTEMBER 2018



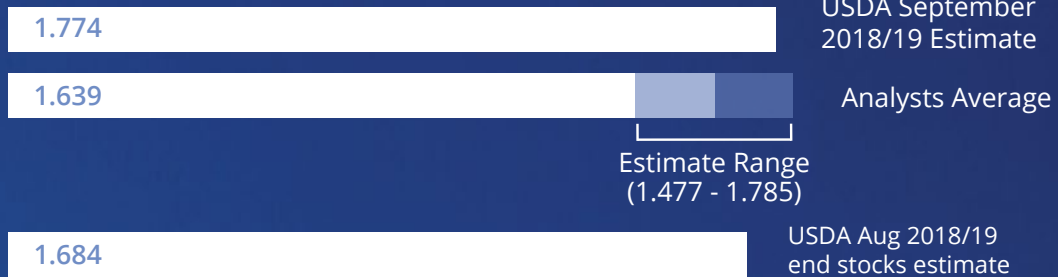
ADM Investor
Services, Inc.

www.admis.com

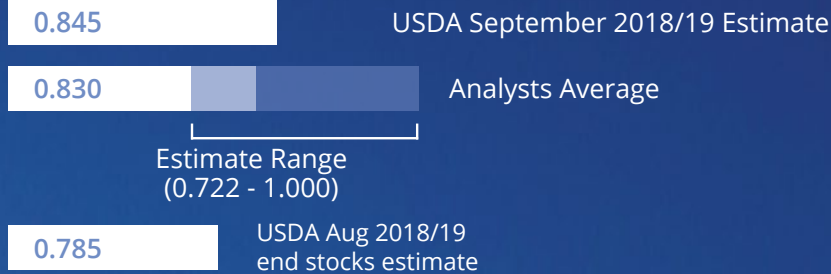
2018-2019 U.S. ENDING STOCKS



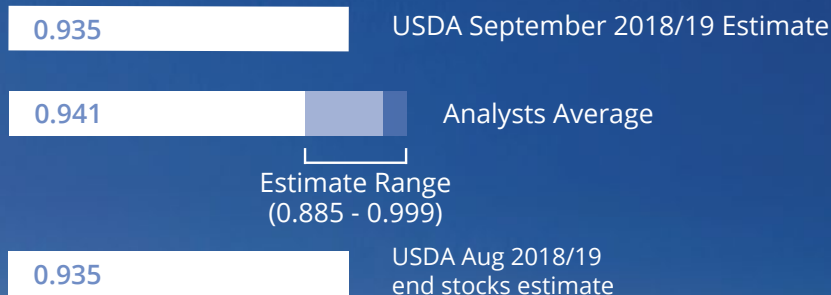
CORN



SOYBEANS



WHEAT



All figures are in billions of bushels

*Note that bars are not drawn to scale

Source: USDA



Follow us on social media!

USDA CROP SUPPLY/DEMAND ESTIMATES

SEPTEMBER 2018



ADM Investor
Services, Inc.

www.admis.com

2018-19 U.S. CORN AND SOYBEAN PRODUCTION



CORN

14.827

USDA September
2018/19 Estimate

14.529

Analysts Average



SOYBEANS

4.693

USDA September 2018/19 Estimate

4.649

Analysts Average

2018-19 U.S. CORN AND SOYBEAN YIELD



CORN

181.3

USDA September
2018/19 Estimate

177.8

Analysts Average



SOYBEANS

52.8

USDA September 2018/19 Estimate

52.2

Analysts Average

All figures are in billion of bushels

*Note that bars are not drawn to scale

Source: USDA



Follow us on social media!

USDA CROP SUPPLY/DEMAND ESTIMATES

SEPTEMBER 2018



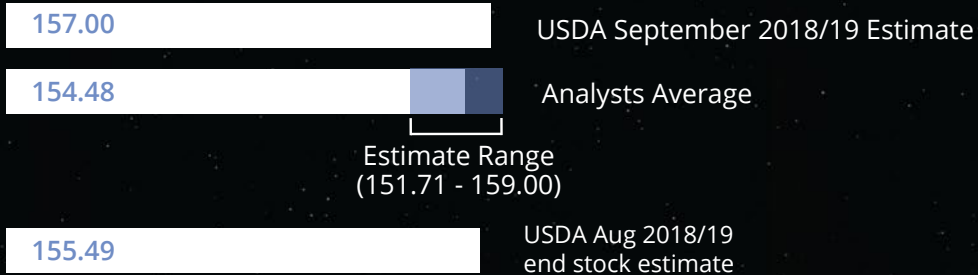
ADM Investor
Services, Inc.

www.admis.com

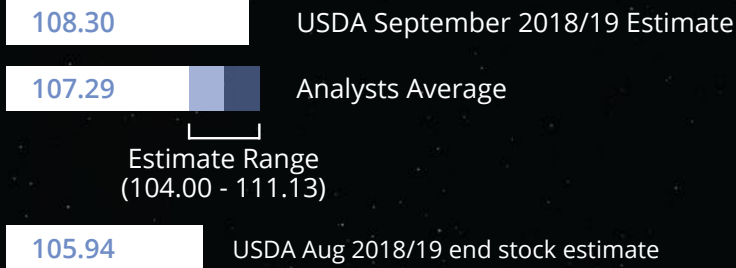
2018-2019 WORLD ENDING STOCKS



CORN



SOYBEANS



WHEAT



All figures are in MMT

*Note that bars are not drawn to scale

Source: USDA



Follow us on social media!