

# USDA CROP SUPPLY/DEMAND ESTIMATES

AUGUST 2018



ADM Investor  
Services, Inc.

www.admis.com

## 2018 - 2019 U.S. GRAIN & SOYBEAN PRODUCTION



CORN

14.586

USDA August 2018/19 Estimate

14.411

Analysts Average Estimate

14.230

USDA July 2018/19 estimate



SOYBEANS

4.586

USDA August 2018/19 Estimate

4.407

Analysts Average Estimate

4.310

USDA July 2018/19 estimate



ALL WHEAT

1.877

USDA August 2018/19 Estimate

1.850

Analysts Average Estimate

1.881

USDA July 2018/19 estimate

All figures are in billions of bushels  
\*Note that bars are not drawn to scale

Source: USDA

## 2018 - 2019 U.S. CORN & SOYBEAN YIELD



CORN

178.4

USDA August 2018/19 Estimate

176.2

Analysts Average Estimate

174.0

USDA July 2018/19 estimate



SOYBEANS

51.6

USDA August 2018/19 Estimate

49.6

Analysts Average Estimate

48.5

USDA July 2018/19 estimate

All figures are in bushels per acre  
\*Note that bars are not drawn to scale

Source: USDA



Follow us on social media!

# USDA CROP SUPPLY/DEMAND ESTIMATES

AUGUST 2018




ADM Investor Services, Inc.

www.admis.com

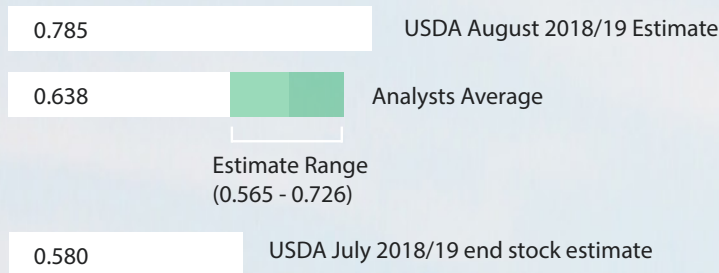
## 2018 - 2019 U.S. ENDING STOCKS



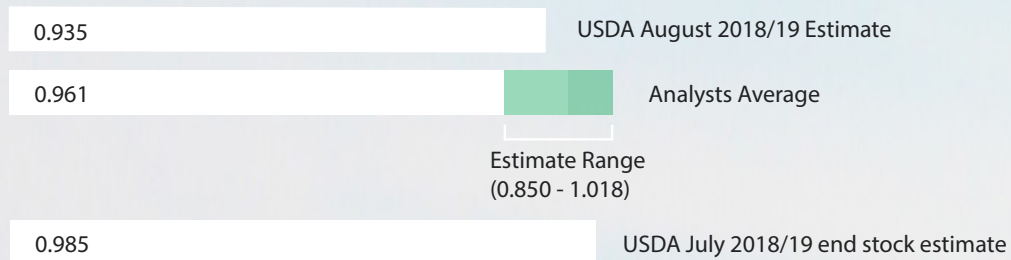
CORN



SOYBEANS



WHEAT



All figures are in billions of bushels  
\*Note that bars are not drawn to scale

Source: USDA



Follow us on social media!

# USDA CROP SUPPLY/DEMAND ESTIMATES

AUGUST 2018



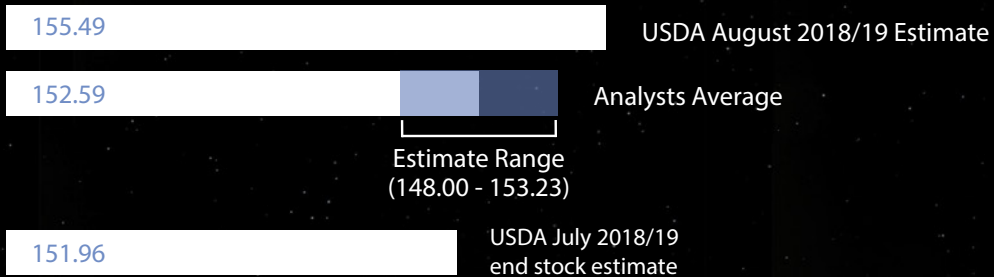
ADM Investor Services, Inc.

www.admis.com

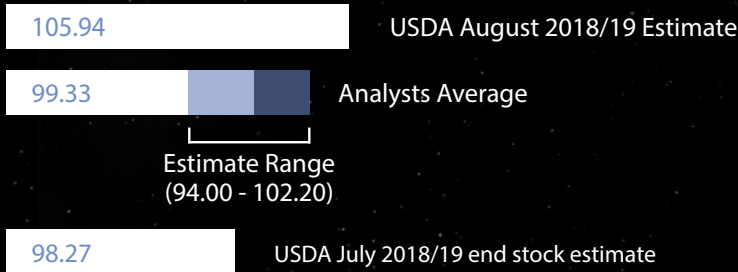
## 2018-2019 WORLD ENDING STOCKS



CORN



SOYBEANS



WHEAT



All figures are in MMT

\*Note that bars are not drawn to scale

Source: USDA



Follow us on social media!